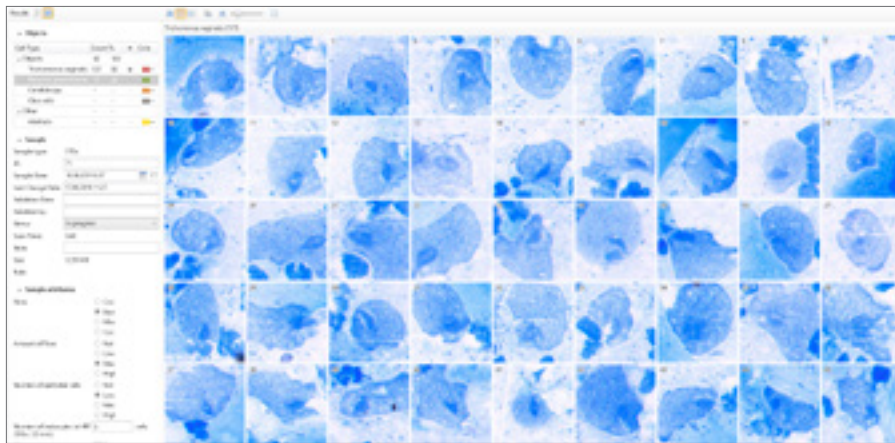


Digital Microscopy for Diagnostics of Sexually Transmitted Diseases



Application Module

Vision Cyto STD (Sexually Transmitted Diseases)

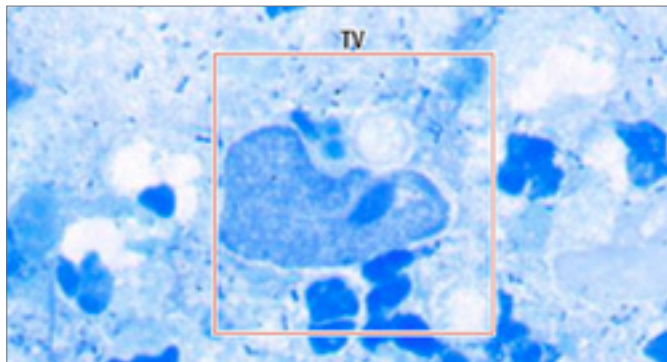


Automatic scanning of slides

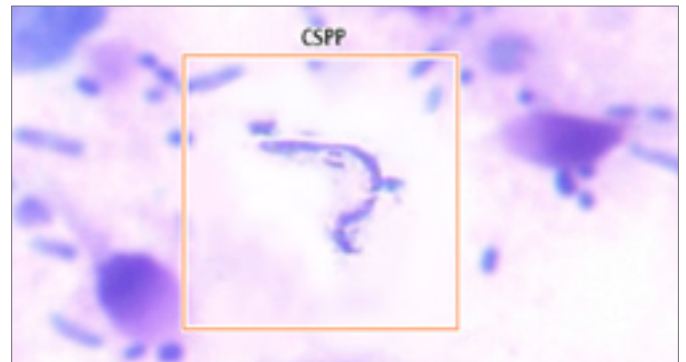
Digital slide preparation

Gallery presentation of:

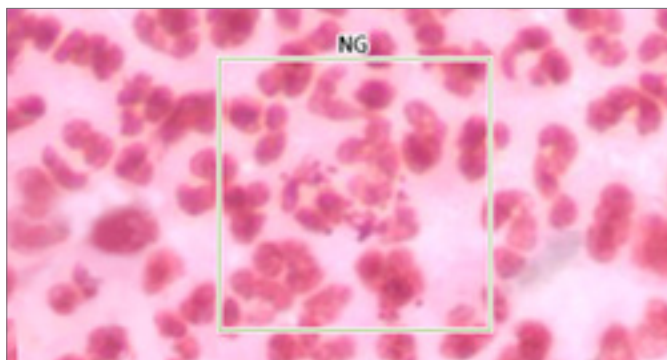
- Trichomonas vaginalis
- Neisseria gonorrhoeae
- Candida spp.
- Clue cells



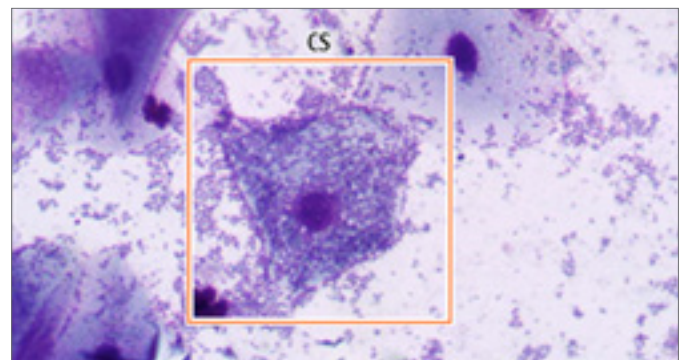
Trichomonas vaginalis



Candida Spp.



Neisseria gonorrhoeae

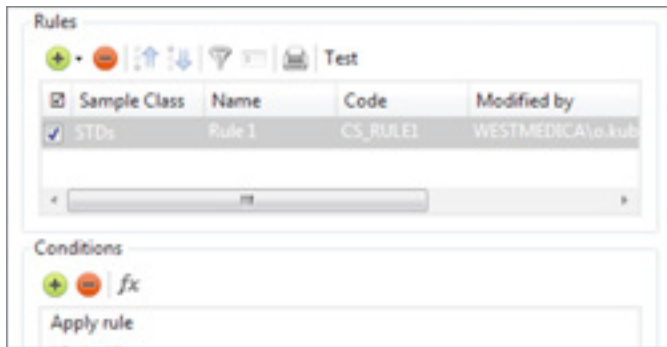


Clue cells

Testing for sexually transmitted infections.

Administrative Modules

Vision Manager



Analysis procedure automation, data processing rules.

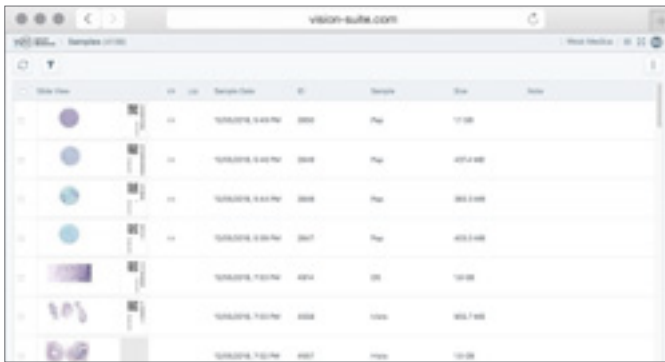
Vision Remote



Remote workstation.

Consulting and Education Module

Vision Suite



Cloud/server for telemedicine and remote consultations with colleagues.

Artificial intelligence



Artificial intelligence (AI) cumulates algorithms and technologies that allow computers to learn and solve intellectual tasks provided by humans.

AI speeds up processing and interpretation of data, and allows to efficiently perform the most comprehensive tasks, including medical image analysis.

Clinical applications



The latest developments of artificial intelligence provide a solution for the tasks connected with automation in digital microscopy.

Our technologies speed up the diagnostic process, reduce analysis time and lower subjectivity of the results received.

They improve the efficiency of laboratory routine operation, bringing microscopy analyses in line with state-of-the-art standards.

Specifications



Vision Assist
Cell Imaging Analyzer



Vision Pro
Cell Imaging Analyzer



Vision Ultimate
Cell Imaging Analyzer

Application module: Vision Cyto STD	Application module: Vision Cyto STD	Application module: Vision Cyto STD
Working modes: queue (only 4 slides version)	Working modes: queue, random access	Working modes: queue, continuous and random access, STAT testing, 24/7
Automatic scanning	Automatic scanning	Automatic scanning
1 or 4 slides	8 slides	Up to 200 slides
Manual slide handling	2 cassettes with slides	Automatic slide handling
Microscope for scanning	Microscope for scanning	Microscope for scanning
Personal computer	Personal computer	Personal computer
Monitor	Monitor	Monitor
—	—	Touch-screen monitor for control
—	Built-in barcode reader (optional)	Built-in barcode reader
—	Automatic oil dispenser (optional)	Automatic oil dispenser
Optical system: 10x, 50x Oil, 100x Oil	Optical system: 10x, 60x Oil, 100x Oil	Optical system: 10x, 50x Oil, 100x Oil
Bright field	Bright field	Bright field
Köhler illumination, LED	Köhler illumination, LED	Köhler illumination, LED
Bidirectional LIS, LIS2-A2 (ASTM), HL7, Ethernet	Bidirectional LIS, LIS2-A2 (ASTM), HL7, Ethernet	Bidirectional LIS, LIS2-A2 (ASTM), HL7, Ethernet
Art. N.: 71150.00.019 (1 slide) Art. N.: 71450.00.019 (4 slides)	Art. N.: 72852.00.019 (8 slides)	Art. N.: 73011.00.019 (200 slides)

Product only for research. We reserve the right to change specification without notice.



Manufacturer:

West Medica Produktions- und Handels-GmbH
Brown-Boveri-Straße 6, B17-1, 2351 Wiener Neudorf, Austria
tel.: +43 (0) 2236 892465, fax: +43 (0) 2236 892464
vienna@westmedica.com, www.westmedica.com

For distributor