

[www.visionviewer.at](http://www.visionviewer.at)

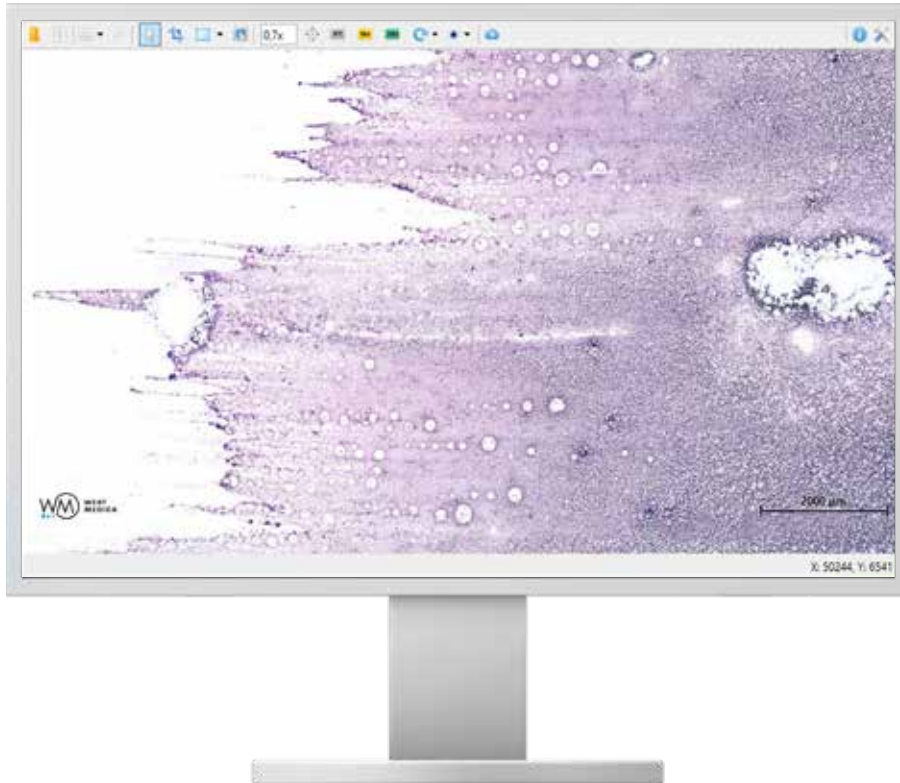


## Vision Slide Viewer Viewing Digital Slides



## Vision Slide Viewer

### Software for viewing of digital slides



[www.visionviewer.at](http://www.visionviewer.at)

Unique software for clinical, pathology and research laboratories

- View digital slides at different magnifications
- Share slides and consult with colleagues in Pathoview

### Standard for viewing of digital slides

#### Free access for specialists

Use Vision Slide Viewer for free

#### Simple and easy-to-use interface

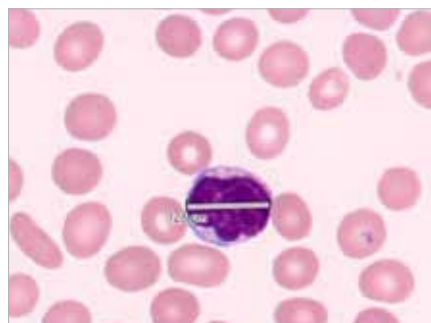
The entire space is given over to viewing the digital preparation

### Vision Slide Viewer features



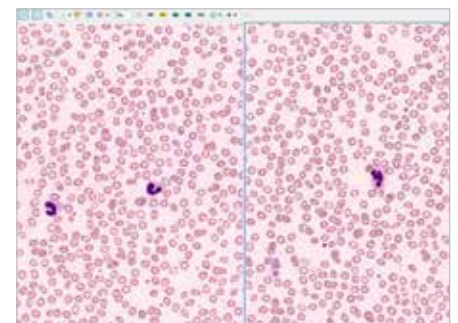
#### Color adjustment

Image correction: brightness, contrast, gamma, white balance



#### Ruler

Measure the size of objects in the image



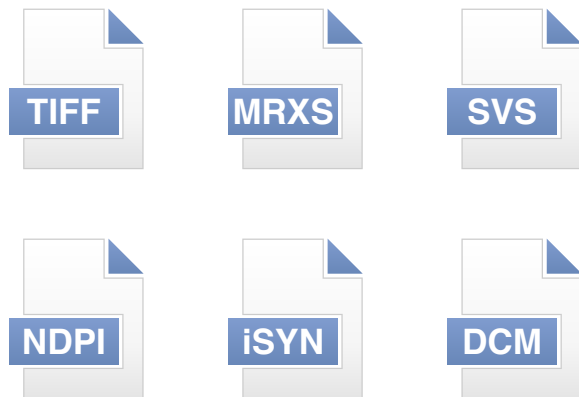
#### Link slides

Synchronously zoom, move, and rotate digital slides

## Quick, easy and convenient viewing of digital slides

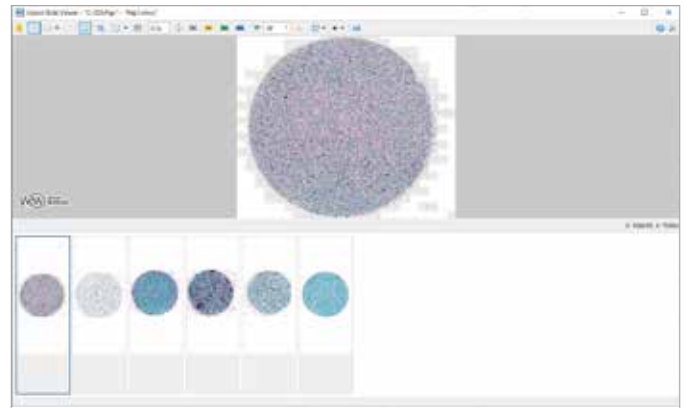
### Multiple formats — one application

Vision Slide Viewer supports major digital slides formats




### View slides

View images of digital slides as slides from your folder



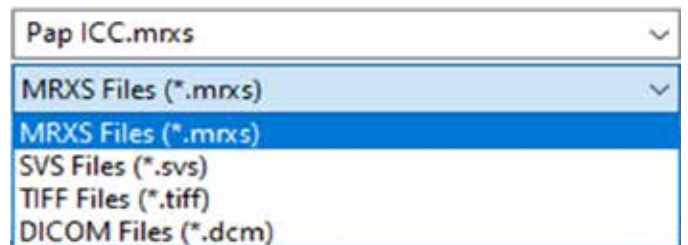
### Store what you really need

The clipping function preserves individual areas of the slide



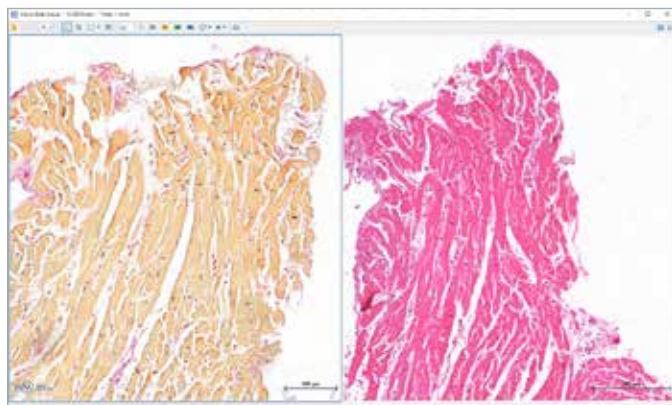
### Use the desired format

Converting a digital product to the format you need



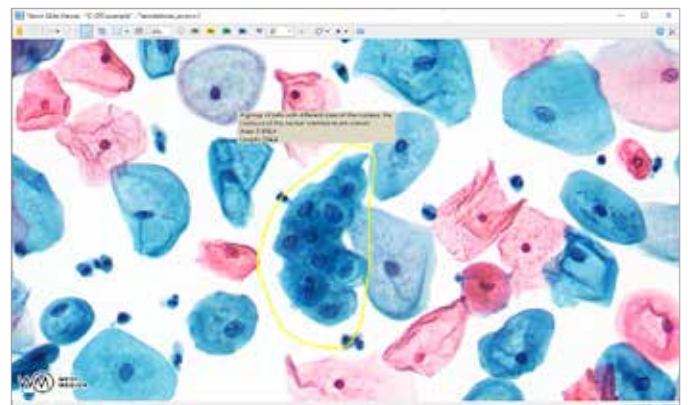
### Multi-view

Display multiple digital slides in one window



### Add annotations

Display annotations on a digital slide





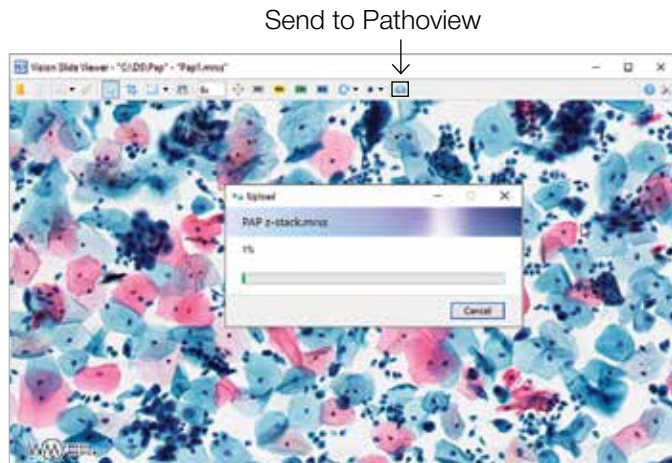
# Share your digital slides and consult with colleagues in Pathoview

[www.pathoview.com](http://www.pathoview.com)

**Pathoview** is a personal storage for microscope digital slides. Upload and save digital slides, and they will always be at your fingertips, wherever you are. Share your slides and make consultations with colleagues.

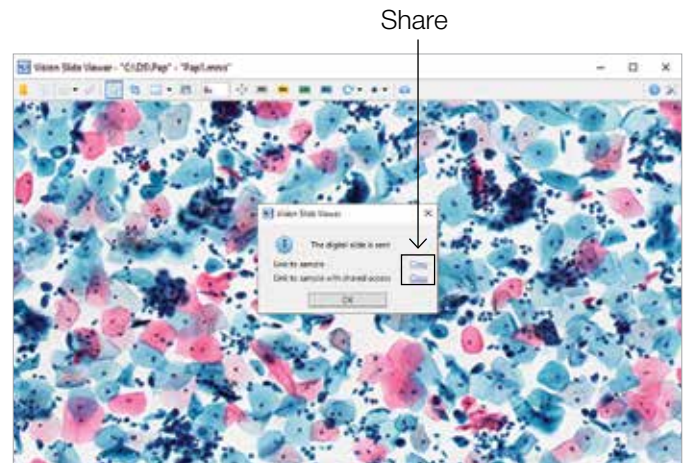
## Vision Slide Viewer & Pathoview integration

Add your Pathoview account data to the settings of Vision Slide Viewer. Now you can upload digital slides in one click into the Pathoview Service for consulting with colleagues.



01

Upload a digital slide

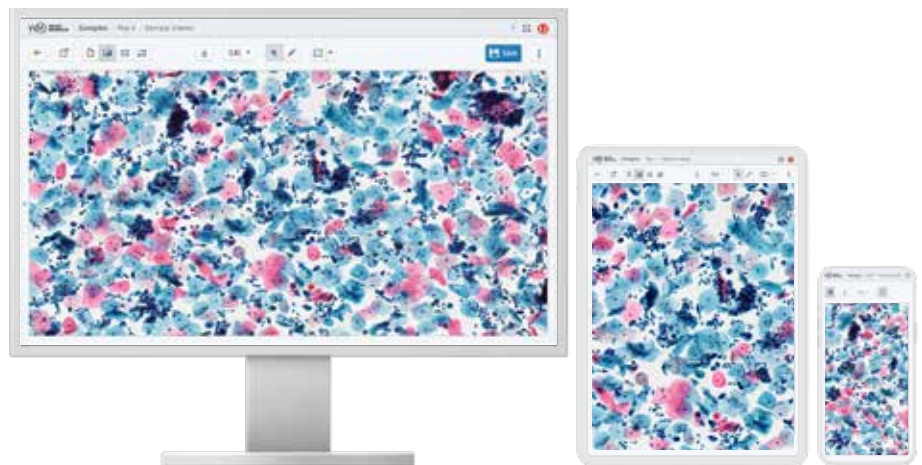


02

Copy the link and send it to colleagues for consultation

03

Your colleague is viewing the slide on any device:  
on the workstation,  
on the tablet, on the phone



Pre-classification has to be validated by the specialist reviewing the galleries of cells.  
Please check the intended use and the registration in your local regulation.  
Depending on the regulations of the respective region, some products may be used for research purpose only.  
We reserve the right to change specification without notice.



West Medica Produktions- und Handels-GmbH  
Brown-Boveri-Straße 6, B17-1  
2351 Wiener Neudorf, Austria  
tel.: +43 (0) 2236 892465, fax: +43 (0) 2236 892464  
vienna@westmedica.com, www.wm-vision.com

Official Distributor