


www.vision-suite.com



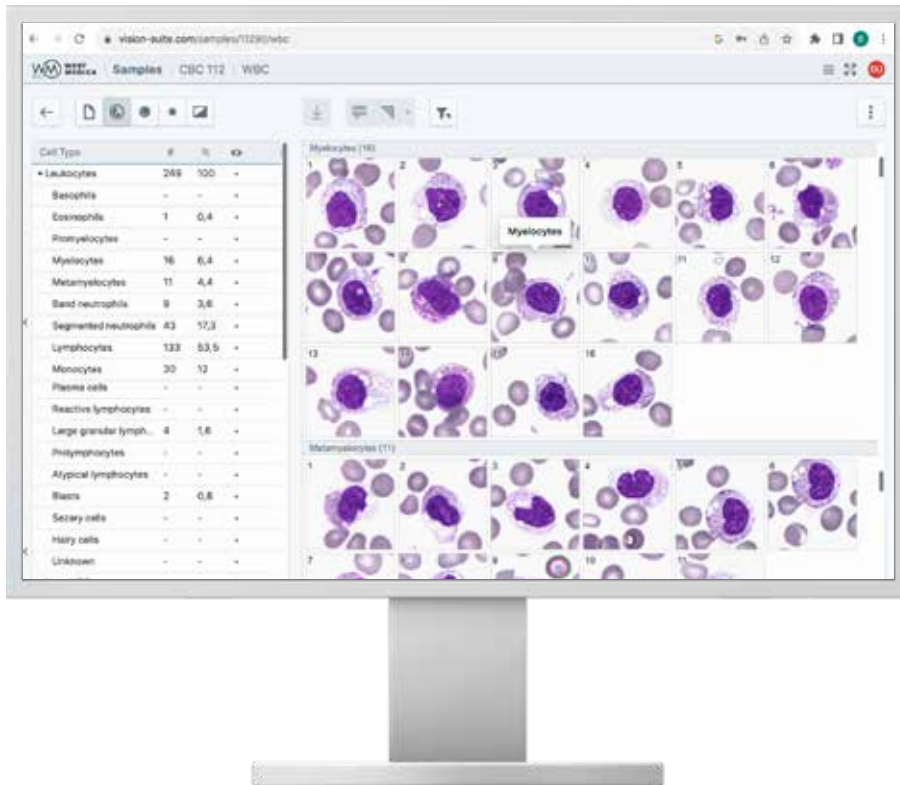
Vision Suite

Remote work with digital microscopy slides



Vision Suite

Remote access and work with digital microscopy slides



www.vision-suite.com

Discover the opportunities of telemedicine with Vision Suite

Vision Suite is a modern solution for remote access and efficient work with microscopy data

Vision Suite allows to manage your data wherever you are, from any city or country, providing complete flexibility and maximum workflow comfort

The service is ideal for laboratories of all levels with extensive databases and a large number of specialists need to work together

Vision Suite can be quickly and easily integrated into the laboratory process! User-friendly interface, simple installation process and a wide range of features allow to integrate the service into the laboratory process with minimal cost.

Vision solutions support for clinical laboratory

Vision Hema

Analysis of blood cells

Vision Cyto

Screening of cytology samples

Vision Slide

Histology research

Vision Bone Marrow

Analysis of bone marrow cells

Vision Cyto Pap

Cervical cancer screening

Vision Gram

Gram smears analysis

Vision Body Fluids

Analysis of human body fluids

Vision Cyto Pap ICC

Analysis of immunochemistry images

Vision Cyto STD

Diagnostics of sexually transmitted diseases

Full range of features for working with digital slides



Patients

Patients database



Reports

Preparation of reports on the results of the study



Samples

Table with samples or slides gallery, their status, easy filters and search




Archive

Sending samples to the archive



Validation

Viewing analysis results, working with digital slides




Register

Recording of digital samples



Consultations

Share your slides with colleagues. Quick and easy sharing of links with slides to discuss



LIS

Bidirectional interaction with LIS

Telemedicine and remote consultations with colleagues

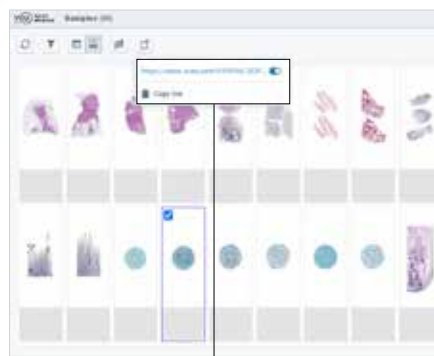
Collaborate with experts around the world

No matter where your lab specialists are located, Vision Suite provides secure and reliable access to your database in the cloud allowing to manage data in real time.

Work with a digital slide on any device: PC, phone or tablet.



Select a sample and click the “Share” button on the toolbar

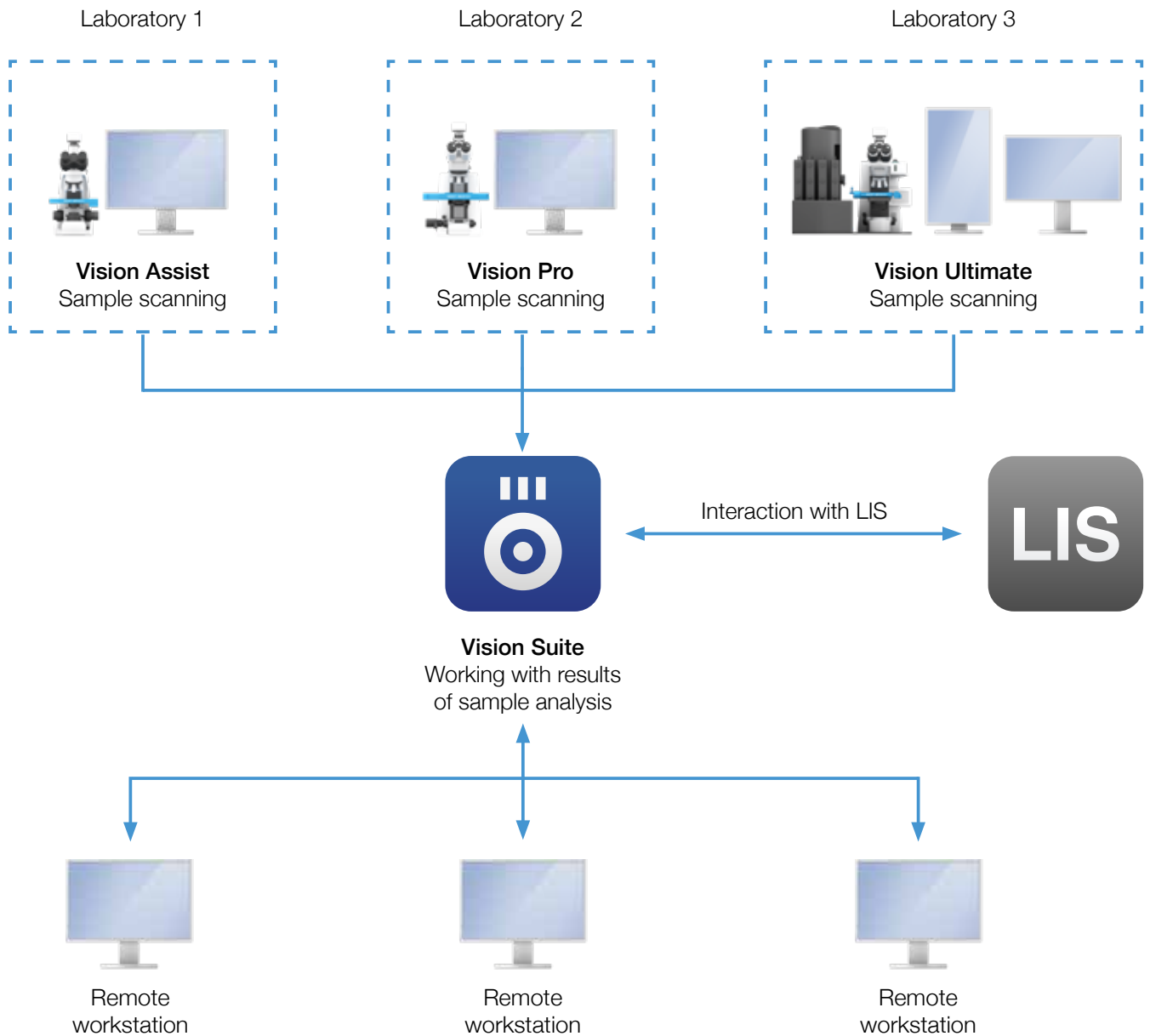


Copy the link and send it to colleagues for consultation



Your colleague is viewing the slide on any device

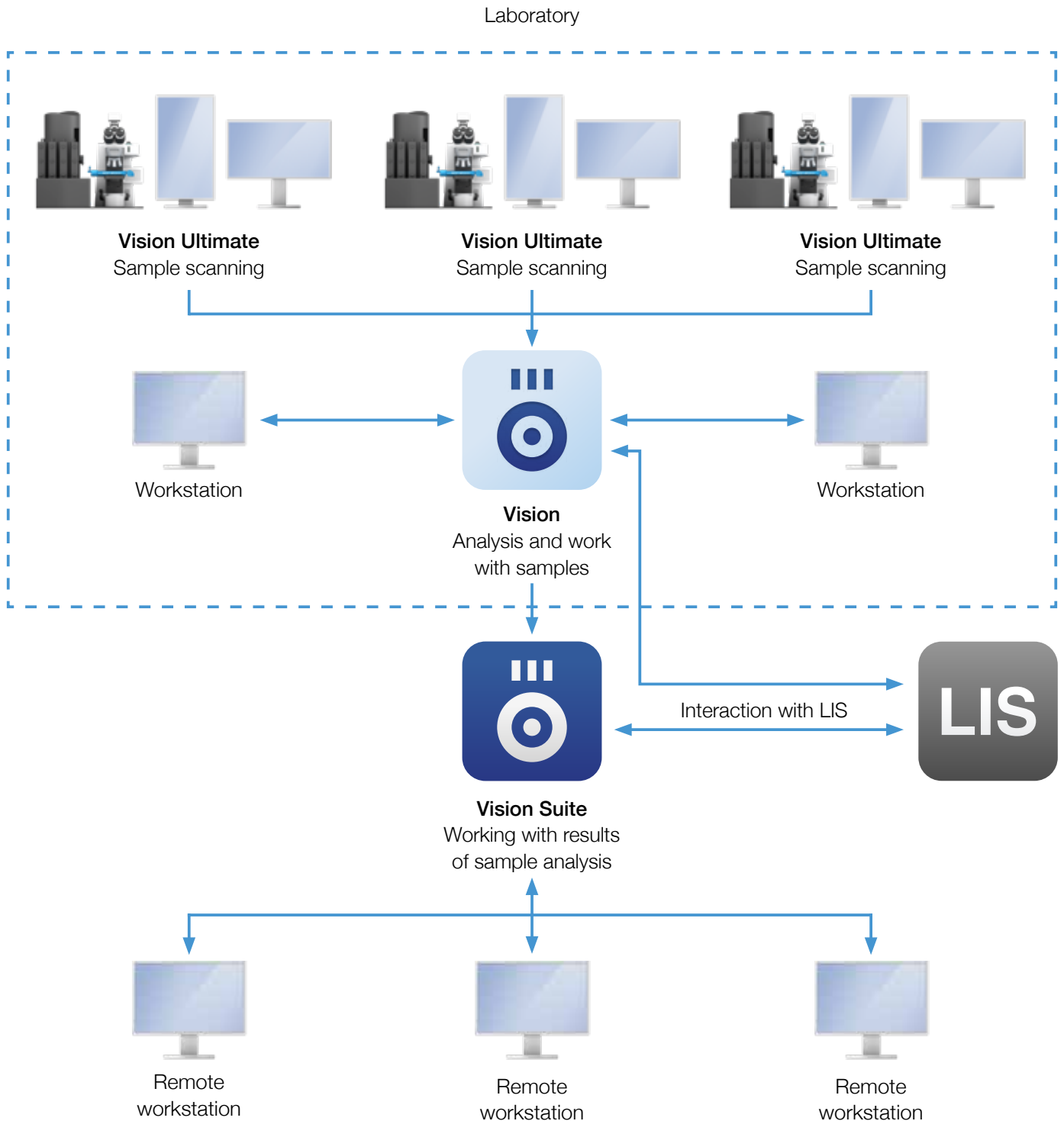
Centralization — consolidation of results from several laboratories into a common database



Vision Suite collects samples results from various laboratories into a common database.

Use a full range of features in work with digital slides: validate results, create reports, consult with colleagues, archive samples.

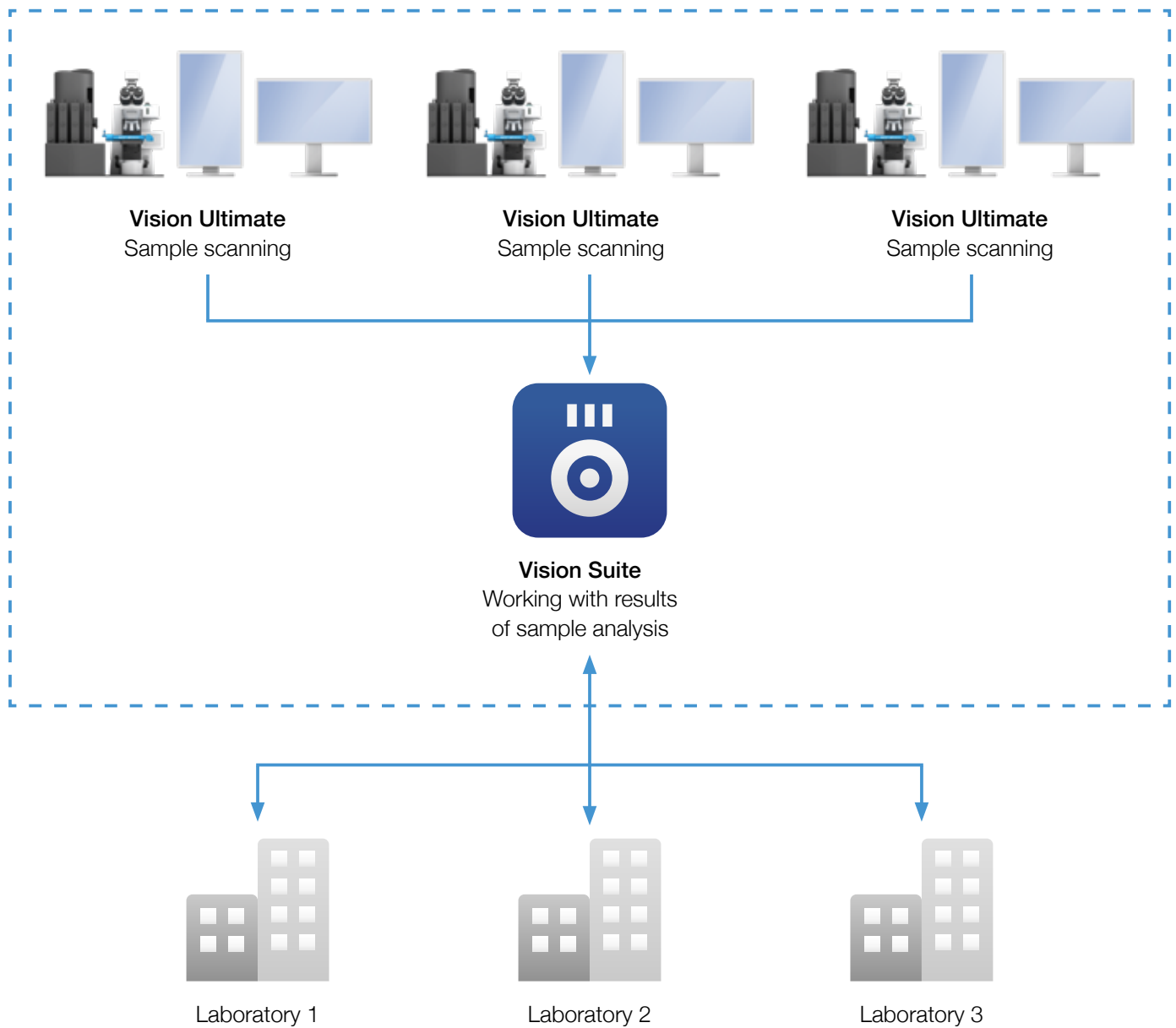
Distribution of workflows — uploading selected microscopic samples for evaluation of results outside the laboratory



Use **Vision Suite** to analyze samples outside the laboratory.

Send a part of the samples to specialists outside the laboratory. They validate samples remotely and report on the results.

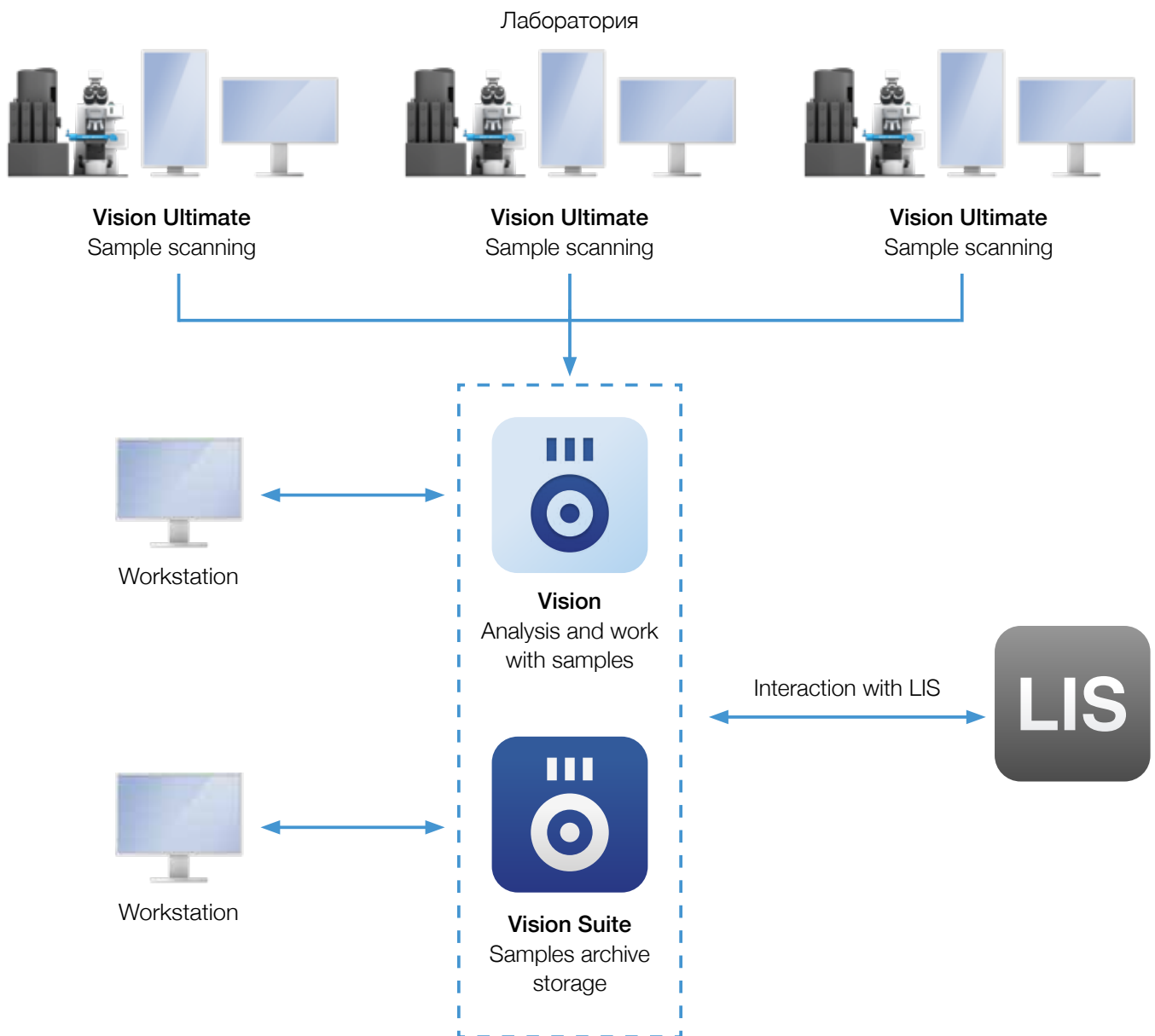
Outsourcing — sending results to other laboratories for validation



Expand your research opportunities by collaborating with labs around the world.

Upload samples to **Vision Suite** and outsource them to outside laboratories. Experts remotely validate results and generate reports.

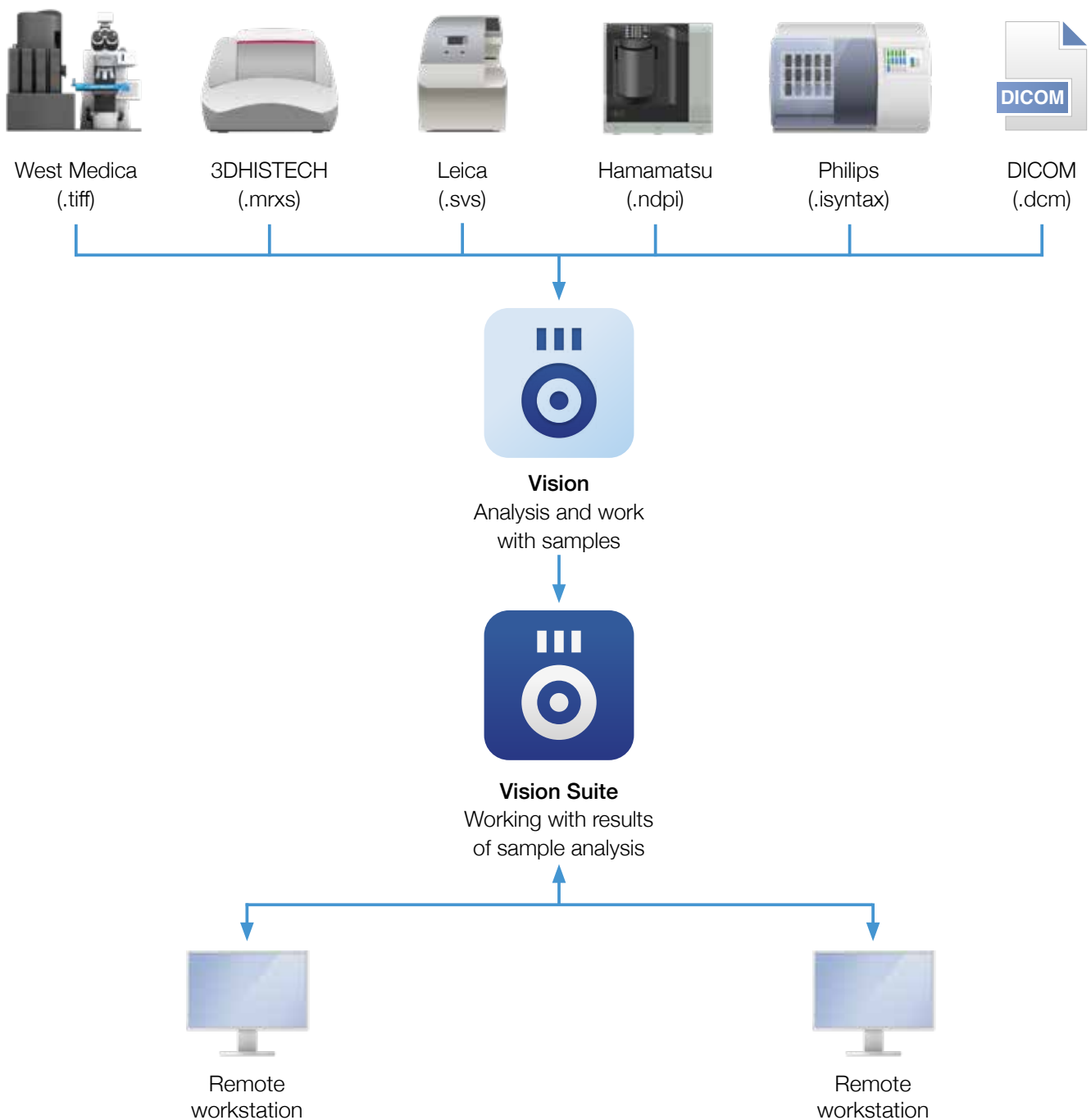
Archive — storage of samples library after validation



Simplify the backup process with **Vision Suite**.

Save and sort your archive information for accurate and efficient data management with **Vision Suite**. Automatically upload by specified criteria. For example, pathological samples or samples older than three months.

Supports digital slide scanners of different manufacturers



Vision Suite supports major formats of digital slides.

Analyze digital slides with **Vision** application modules and send results to **Vision Suite**.

Pre-classification has to be validated by the specialist reviewing the galleries of cells.

Please check the intended use and the registration in your local regulation.

Depending on the regulations of the respective region, some products may be used for research purpose only.

We reserve the right to change specification without notice.



West Medica Produktions- und Handels-GmbH
Brown-Boveri-Straße 6, B17-1
2351 Wiener Neudorf, Austria
tel.: +43 (0) 2236 892465, fax: +43 (0) 2236 892464
vienna@westmedica.com, www.wm-vision.com

Official Distributor